



DESKLIFT™ DL15
Data sheet

DESKLIFT™ DL15

The DL15 DESKLIFT is a compact 2-part lifting column, which combines the guide and the actuator functions. It is an upside down column, where the smallest profile is mounted on the foot construction. The DL15 is intended for desks without crossbar which ensures optimum freedom of desk design.

The DL15 system is controlled by a DESKLINE control box (CBD). No matter which box is preferred, they all ensure optimal parallel drive and a pleasant low noise level. The DL15 can be used as a single column or in 2, 3 or 4 parallel systems or even in a multi-parallel system with up to 16 columns in parallel.



Features:

- Compact design where the guide and actuator functions is an integrated unit
- Reinforced column and optimised motor housing design for extra strength and stability
- Plug mounted on the DL15 for connection to CBD4/CBD6S with a separate DESKLINE motor cable
- Max. thrust: 800 N per column
- Max. speed: 38 mm/s unloaded
- Standard installation dimension: 645 mm
- Standard stroke length: 500 mm
- Weight: 5.9 kg pr. column (DL15000B00500645)
- Dimensions column: 43.5 mm x 73.5 mm (outer profile) and 37 mm x 67 mm (inner profile)
- Dimension motor housing: 177 x 97 x 46 mm
- Bending moment: $M_y = \max. 150 \text{ Nm}$ dynamic
- Colour: All parts black (RAL 9005), all parts silver grey (RAL 9006) or all parts white (RAL9016)
- Low noise level
- Hall sensor enabling parallel drive with CBD4/CBD6S

Option:

- Compatible with the Kick & Click mounting solution
- Available as DESKLIFT SetPack

Usage:

- Duty cycle: 10 % ~ 6 minutes per hour OR 2 minutes of continuous use at full load
- Ambient temperature: +10° to +40 °C
- Compatible with DESKLINE control boxes CBD4/CBD6S and all DESKLINE controls

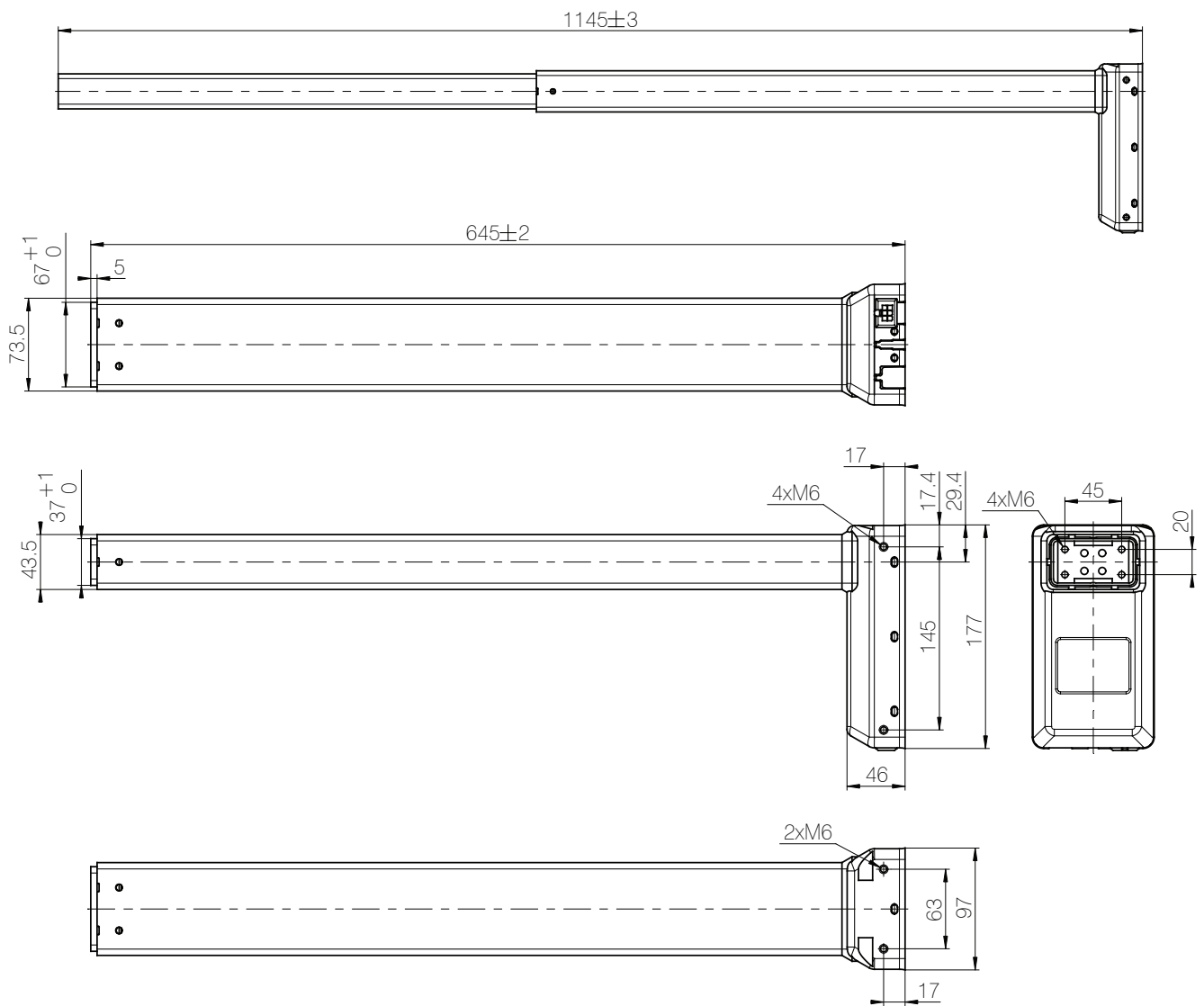
Technical specifications :

Type	Max. Thrust pr. DL (N)	Self-lock pr. DL (N)	Speed at 0 load (mm/s)	Duty cycle (%)	Spindle pitch (mm)	Stroke length (mm)	Built-in length (mm)
DL15	800	800	38	10	20	500	645

The measurements above are made in connection with the control box CBD4/CBD6S.

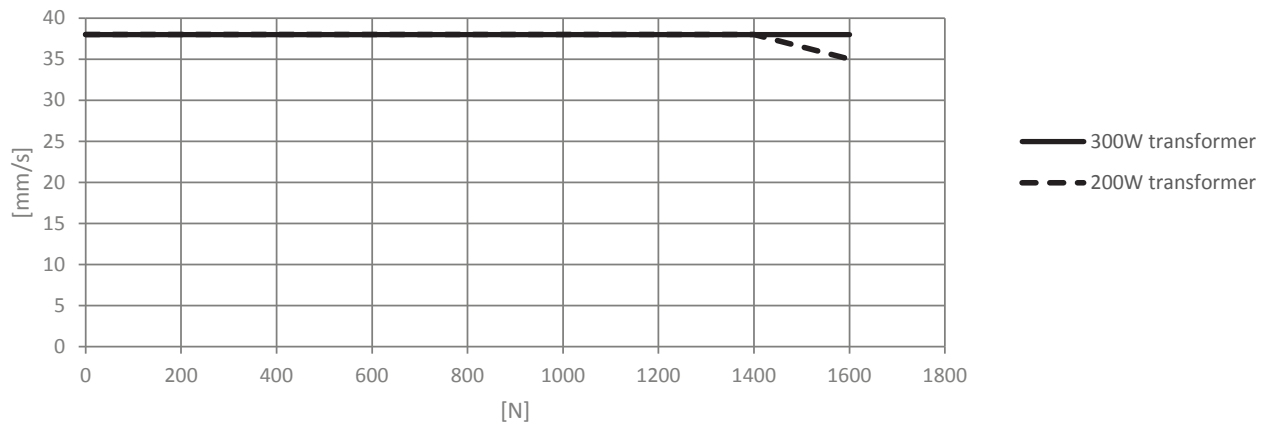
At a fully retracted length of only 645 mm \pm 2 mm and a stroke length of 500 mm \pm 1 mm it is possible for a standard system to obtain an adjustment interval of the tabletop of e.g. 680 - 1180 mm. Thus, the desk can be used for sitting as well as standing type of work.

Dimensions, standard DL15

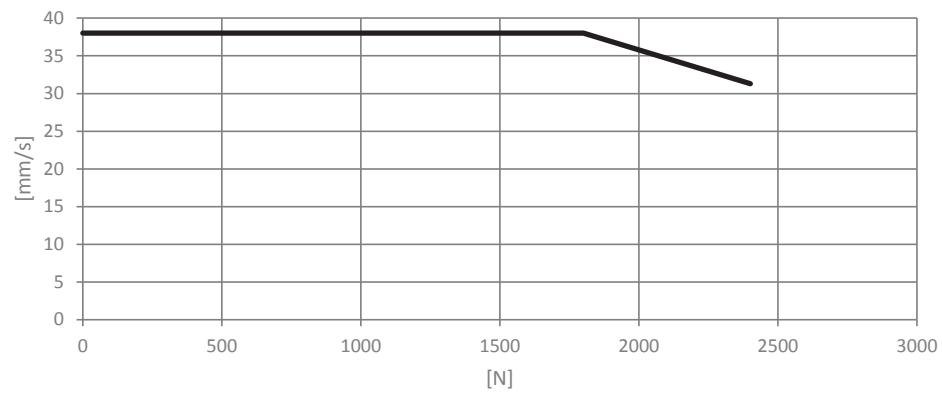


Curves for DL15 800N (20 mm spindle) with CBD6S

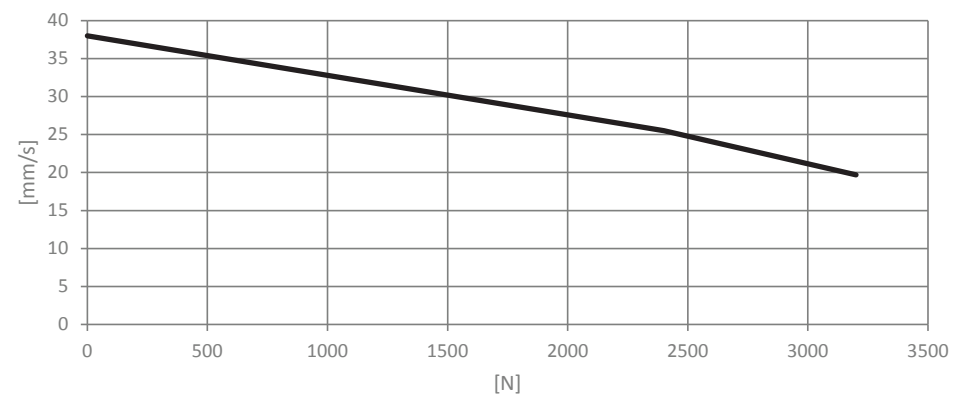
2 x DL5/8/10/15 (equally loaded) with CBD6S



3 x DL5/8/10/15 (equally loaded) with CBD6S

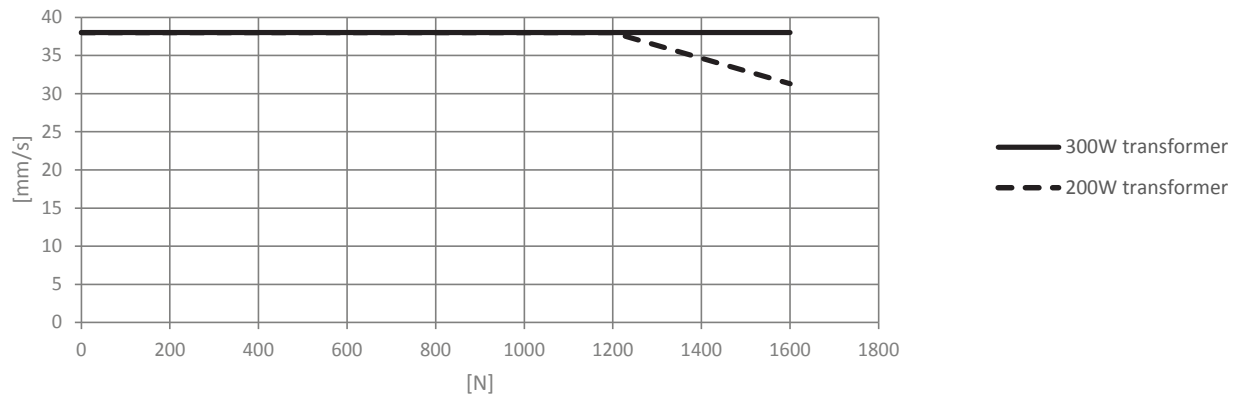


4 x DL5/8/10/15 (equally loaded) with CBD6S

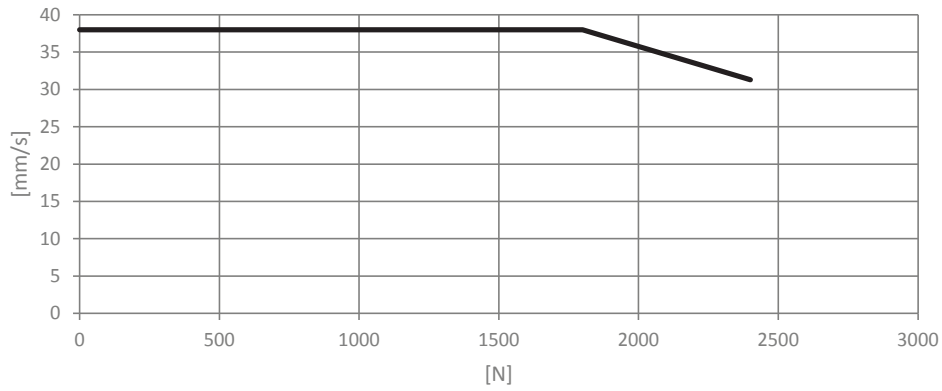


Curves for DL15 800N (20 mm spindle) with CBD4

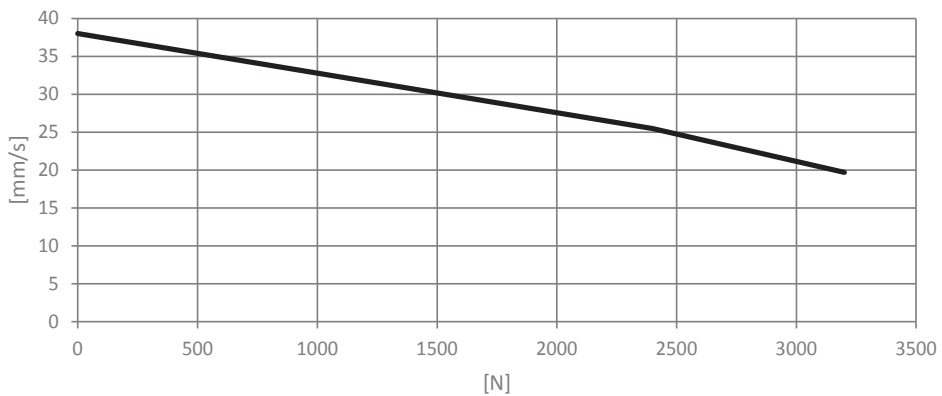
2 x DL5/8/10/15 (equally loaded) with CBD4



3 x DL5/8/10/15 (equally loaded) with CBD4



4 x DL5/8/10/15 (equally loaded) with CBD4



The above data are measured in connection with 2-4 DL15 lifting units and control box CBD4/6S. The desk is driving upwards.



The curves above apply to a centrally placed load. At moment load there will be an increased friction in the columns, which will reduce the lifting force correspondingly.

DL15

Ordering example:

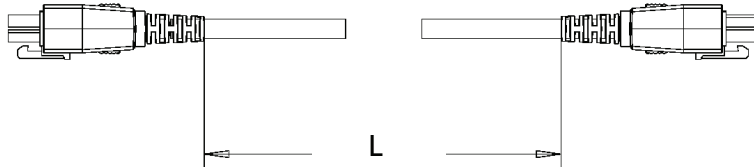
DL15 0 0 0 B 0 0 500 645

Installation dim. :	645 = 645 mm
Stroke length:	500 = 500 mm
Motor type:	0 = Standard
Option:	0 = Standard
Colour:	A = Grey (RAL 9006) B = Black (RAL 9005) D = White (RAL 9016)
Option:	0 = Standard
Plug:	0 = 6-pole minifit plug
Spindle type:	0 = 20 mm pitch
Actuator type:	DL15



All cables for creating a fully connected DESKLINE system must be ordered separately. We offer a range of different versions and lengths. Information as ordering number, colour and length of the cables please contact your local LINAK.

Motor cable:



Motor cables must be ordered separately.

Ordering numbers

0617102-0200
0617102-0500
0617102-1000
0617102-1550
0617110-2000
0617110-2500

Description

L = 200 mm black motor cable, PVC free
L = 500 mm black motor cable, PVC free
L = 1000 mm black motor cable, PVC free
L = 1550 mm black motor cable, PVC free
L = 2000 mm black motor cable, PVC free
L = 2500 mm black motor cable, PVC free

Terms of use

The user is responsible for determining the suitability of LINAK products for specific application. LINAK takes great care in providing accurate and up-to-date information on its products.

However, due to continuous development in order to improve its products, LINAK products are subject to frequent modifications and changes without prior notice. Therefore, LINAK cannot guarantee the correct and actual status of said information on its products.

While LINAK uses its best efforts to fulfill orders, LINAK cannot, for the same reasons as mentioned above, guarantee the availability of any particular product. Therefore, LINAK reserves the right to discontinue the sale of any product displayed on its website or listed in its catalogues or other written material drawn up by LINAK.

All sales are subject to the Standard Terms of Sale and Delivery for LINAK. For a copy hereof, please contact LINAK.