


# ANTI-VIBRATION MOUNTING TYPE ISOCOL/TYPE ISOCOL U




## ISOCOL

Art. No.	Type	Load	A	B	Weight in kg
05 030 001	ISOCOL 50	~ 1500 N	50	8	0.02
05 030 002	ISOCOL 80	1200 N – 3800 N	80	8	0.05
05 030 003	ISOCOL 400	20 – 60 N/cm <sup>2</sup>	400	8	1.30

## ISOCOL U

Art. No.	Type	Load	A	B	C	D	E	Weight in kg
05 040 001	ISOCOL U 50	~ 1500 N	60	14	3	11	2	0.15
05 040 002	ISOCOL U 80	1200 N – 3800 N	90	15	3	14	2	0.40

## Installation Guidelines



In order to obtain optimal stabilisation of the machine, it is recommended to allow the ISOCOL plates to protrude approx. 10 mm from the machine base. The single plates must be mounted such that the load is evenly distributed.

In case there is no levelling necessary it is possible to push the ISOCOL U elements directly under the machine base, up to the retaining edge. Additional fixation is not necessary.

In case the element includes a levelling screw, the ISOCOL U mounting is placed directly on the notch in the centre of the base plate, which allows the element to be levelled.

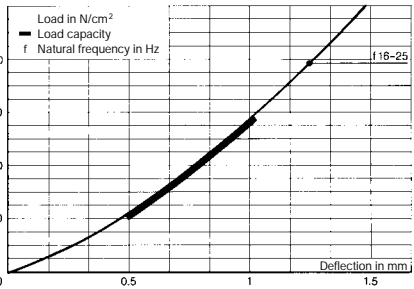
## Applications

For extremely low heights, for the damping of vibrations and solid-borne noise transmission in substructures and building such as air conditioning plants, heating boilers, pumps, office machines, computer systems, laboratory equipment, wood working machines and workshop equipment, etc.

## Remarks

The customer is free to make tailor-made sizes from the ISOCOL 400 plates (400 x 400 mm). Standardised sizes are available.

## ISOCOL



## ISOCOL U

